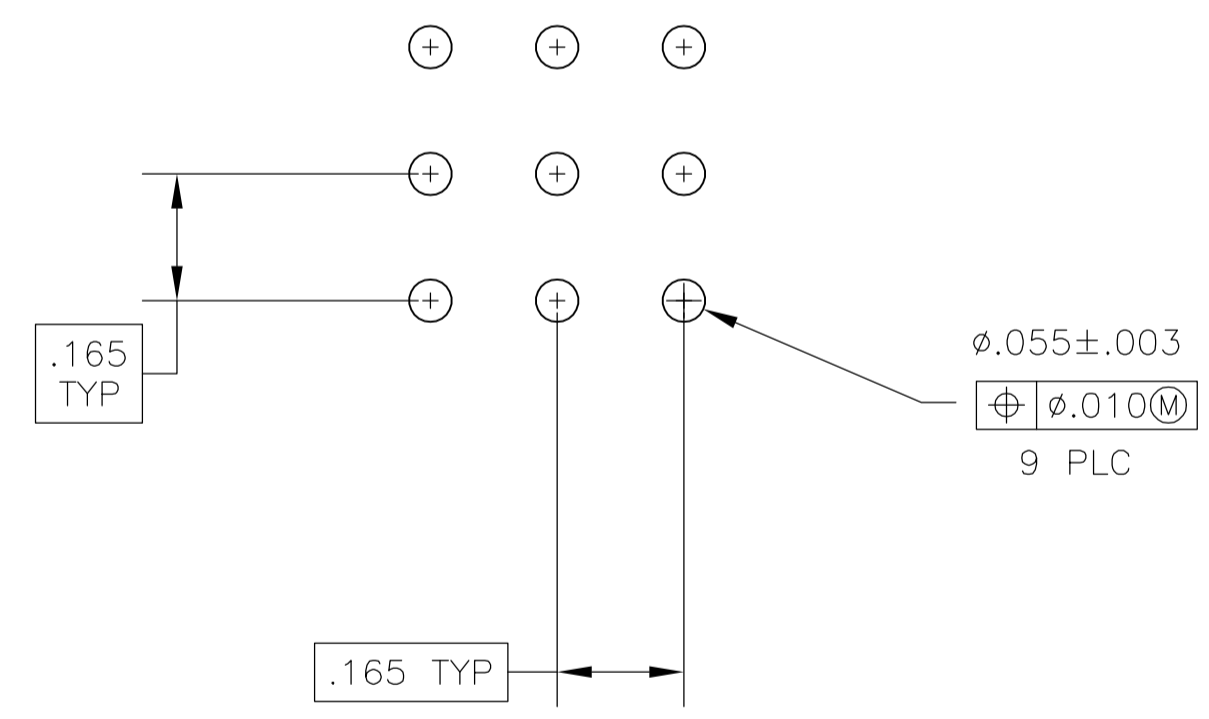
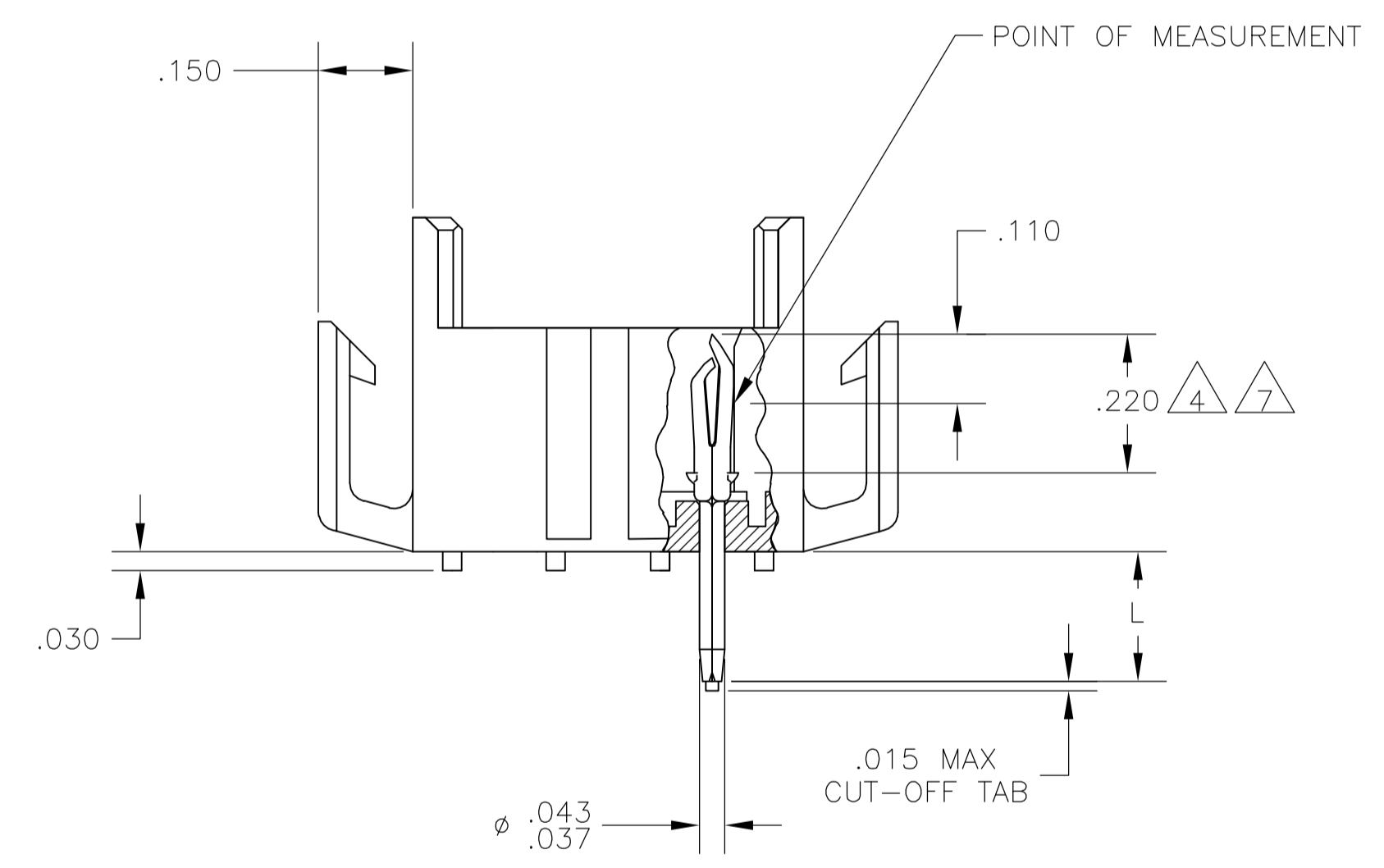


1. FITS SOCKET HOUSING 640521.
2. ASSEMBLY CONFORMS TO AMP SOLDERABILITY SPEC. 109-11-3.
3. FOR USE WITH .063 THICK P.C. BOARD.
4. CONTACT IS PLATED OVERALL WITH .000050 NICKEL, THEN .000030 GOLD OVER CONTACT LENGTH INDICATED AND .000150 MATTE TIN-LEAD ON SOLDER TAIL END.
5. UL AND CSA LOGO LOCATED ON THIS SURFACE.
6. FOR USE WITH .120 THICK P.C. BOARD.
7. CONTACT IS PLATED OVERALL WITH .000050 NICKEL, THEN .000030 GOLD OVER CONTACT LENGTH INDICATED AND .000150 MATTE TIN ON SOLDER TAIL END.

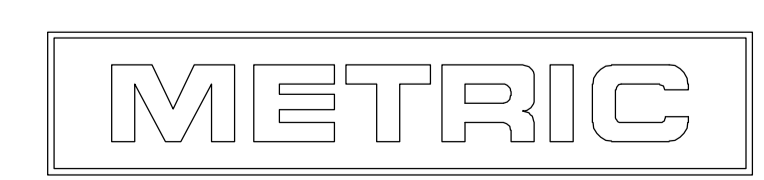


RECOMMENDED P.C. BOARD LAYOUT



.008	0.20	.037	0.94	.150	3.81	.620	15.75
.005	0.13	.030	0.76	.110	2.79	.530	13.46
.003	0.08	.020	0.51	.063	1.60	.220	5.59
.000050	0.00127	.015	0.38	.055	1.40	.210	5.33
.000030	0.00076	.010	0.25	.043	1.09	.165	4.19
IN	MM	IN	MM	IN	MM	IN	MM

CONVERSION TABLE



.210	6	BRICK RED	GOLD	7	2-640501-4
.150	3	BRICK RED	GOLD	7	2-640501-2
.210	6	BRICK RED	GOLD	4	640501-4
.210	6	BRICK RED	PRE-TIN		640501-3
.150	3	BRICK RED	GOLD	4	640501-2
.150	3	BRICK RED	PRE-TIN		640501-1
"L" +.010 -.020		HOUSING COLOR	PIN FINISH		PART NUMBER

THIS DRAWING IS A CONTROLLED DOCUMENT.

DIMENSIONS: INCHES	TOLERANCES UNLESS OTHERWISE SPECIFIED:	0 PLC ± -	1 PLC ± -	2 PLC ± -	3 PLC ± .005	4 PLC ± -	ANGLES ± 0° 30'
MATERIAL: HOUSING FLAME RETARDANT (UL 94V-0) PIN, .008 PH BRZ.		FINISH: SEE FINISH		WEIGHT: -		SIZE: A1	
CUSTOMER DRAWING		SCALE: 4:1		SHEET: 1 OF 1		REV: R	

DWN: J. HUFFMAN 28 APR 98
 CHK: R. SWING 28 APR 98
 APVD: T. REDDICK 28 APR 98
 NAME: Tyco Electronics Corporation, Harrisburg, PA 17105-3608
 PRODUCT SPEC: HEADER ASSEMBLY, PIN, 9 POSITION MR.
 DRAWING NO: 640501